USED ON
—

DWG NO. C-101353

Notes:

1 Material:
1)Plunger & Body : Brass
2)Spring : Stainless steel wire

2 Plating
1)Body: 0.1um Gold plating over min. 1.4um Nickle plating
2)Plunger: 0.4um Gold plating over min. 1.4um Nickle plating

3 Mechanical
1)Total stroke : 1.8mm

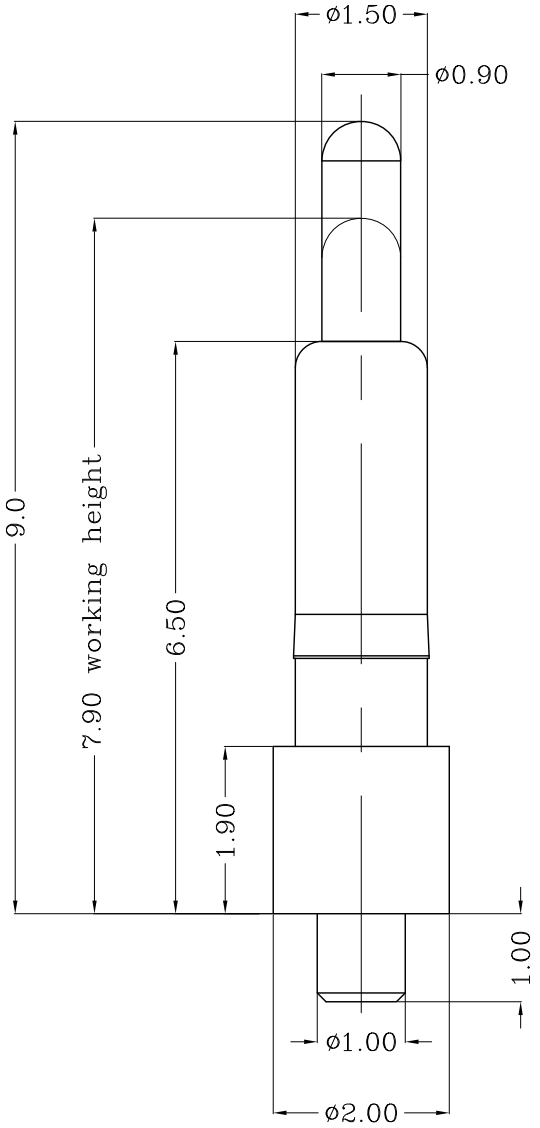

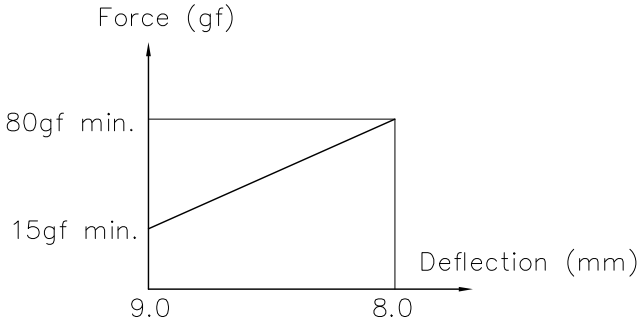

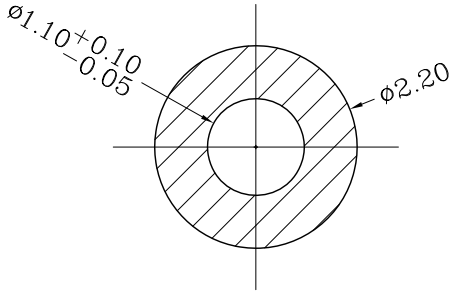

Recommended Solder paste thickness is 0.10 mm

Recommended PCB Layout

	NEW		09'/04/21
LTR	REVISION RECORD	APVD	DATE

DIMENSIONS IN MM
TOLERANCES UNLESS OTHER SPECIFIED
0 = ±−
0.0 = ±0.15
0.00 = ±0.10
0.000 = ±
ANGLE: ±1°
SURF TEXTURE: 3.2
REMOVE BURRS . BREAK SHARP EDGES R0.05 MAX
DO NOT SCALE PRINT

MATL 1	HT TR —	FIN —	
DWN Qin	APVD Lansing	top-link Electronics	Top-Link Electronics Ltd.
CHK Andy	REL		
NAME POGO PIN PG−1.0−1.0−2.0−1.9−1.5−6.5−9.0			
SCALE 1:1	A4	DWG NO. C−101353	SHEET 1 OF 1	REV A

101353−1

PART NUMBER

LOC −

DIST −

THIS INFORMATION IS CONFIDENTIAL AND IS DISCLOSED TO YOU ON CONDITION THAT NO FURTHER DISCLOSURE IS MADE BY YOU TO OTHER THAN TOP-LINK PERSONNEL WITHOUT WRITTEN AUTHORIZATION FROM TOP-LINK LTD.

4 3 2 1

D C B A