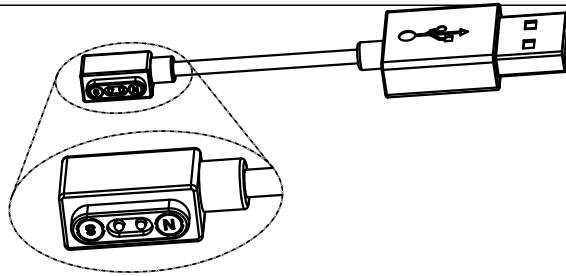
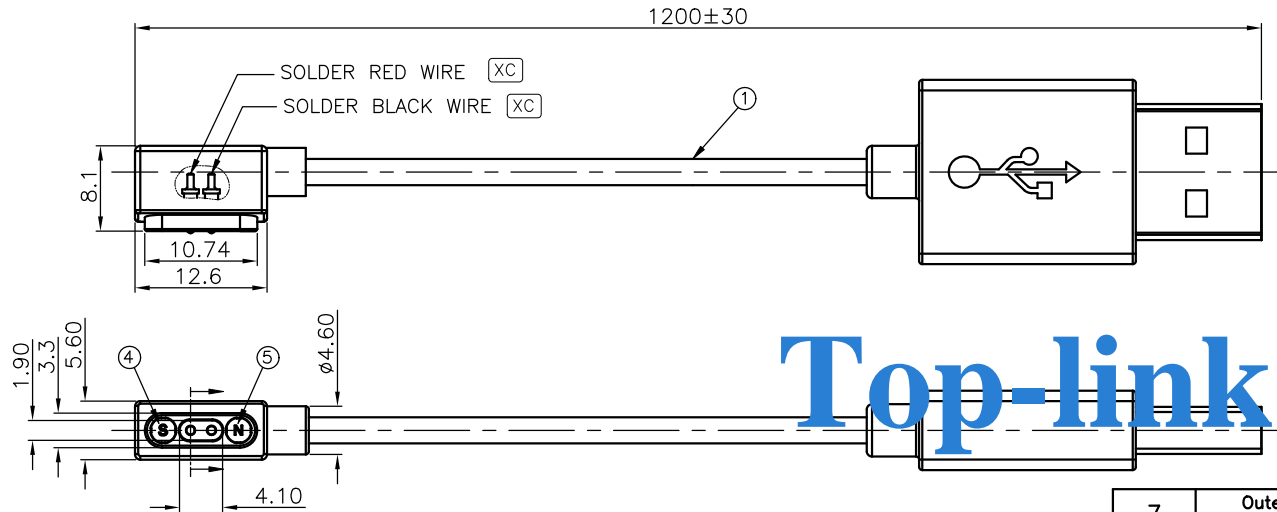


THIS INFORMATION IS CONFIDENTIAL AND IS DISCLOSED TO YOU ON CONDITION THAT NO FURTHER DISCLOSURE IS MADE BY YOU TO OTHER THAN TOP-LINK PERSONNEL WITHOUT WRITTEN AUTHORIZATION FROM TOP-LINK LTD.

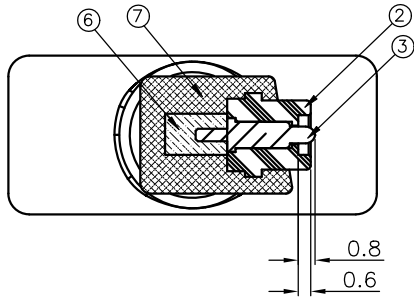
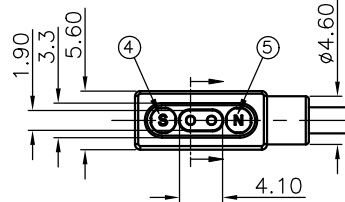


Notes:

- 1 Dimensions shall be interpreted per ASME Y14.5M
- 2 Mechanical performance(See the table 1)
 - <2.1>The force is the average of forces obtained when plunger goes downwards and upwards
 - <2.2>Warning:Working height are not permitted to be less than Min working height
- 3 Electrical performance
 - <3.1>Current rating: 0.5A
 - <3.2>Voltage rating: 36VAC/DC
 - <3.3>Contact Resistance:30mOhm Max (at working height)
 - <3.4>Insulation Resistance:10MOhm minimum
- 4 Environmental performance
 - <4.2>Operating Temperature range:-40°C~+85°C
- 5 Environmental protection requirement
 - <5.1>RoHS compliant
- 6 Packaging:Bag



Top-link



The Definition Of Cable	
Red	Vbus
Black	Ground

Item	Part Name	Q'TY	Material	Finish
7	Outer Plastic	1pcs	PVC 45P,Black	-----
6	Inner Plastic	1pcs	PP,Transparent	-----
5	Magnet	1pcs	N52,head face was N-pole	Epoxy Black
4	Magnet	1pcs	N52,head face was S-pole	Epoxy Black
3	Pogo pin	2pcs	The stroke was 0.7mm	Gold plating
2	Housing	1pcs	High temperature resistance ,Black	-----
1	USB2.0 Cable	1pcs	2 Pole and the wire diameter was 2.5mm,Black	-----

Item	Revision record	Date
XC	update the assignment of pogo pin	2017.11.28
XB	update the surface finish of magnet	2017.11.21
XA	New Release	2017.06.12

Top-Link Electronics Ltd.
 TOLERANCES UNLESS OTHER SPECIFIED
 0. = ± -
 0.0 = ± 0.25
 0.00 = ± 0.20
 0.000= ± -
 Angle: ±1°
 SURF TEXTURE: REMOVE BURRS.
 BREAK SHARP EDGES
 R0.05 MAX.DO NOT SCALE PRINT.

Type	Customer drawing	Unit	mm
DRW:	Jackbin Zou	APRD:	Henry
CHK:	/	REL:	
Name			
2pin Cable			
Scale	Size	Part NO.	Page
1:1	A4	10501020044	1/1
			Rev: XC